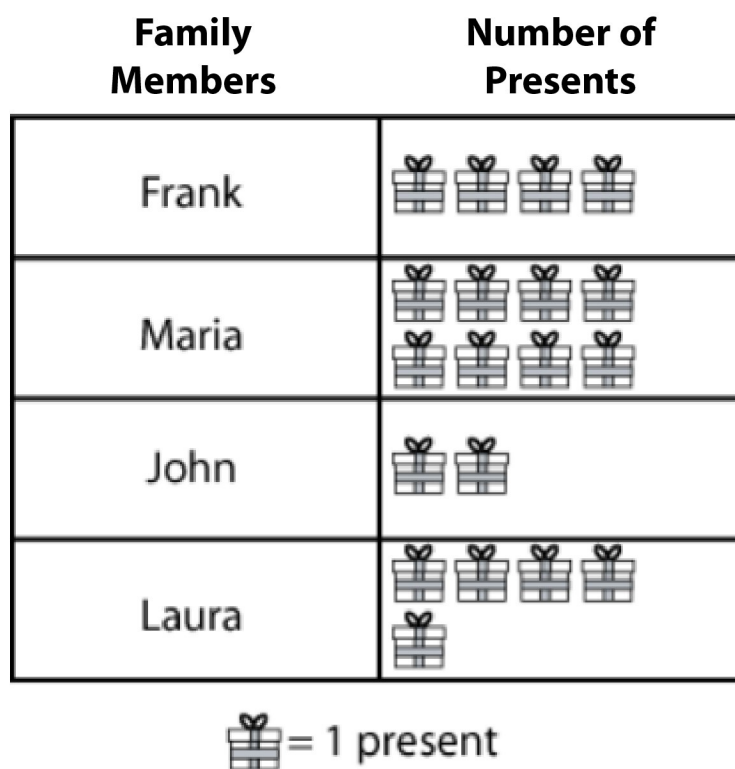


CISD Grade 2 Math Unit 05

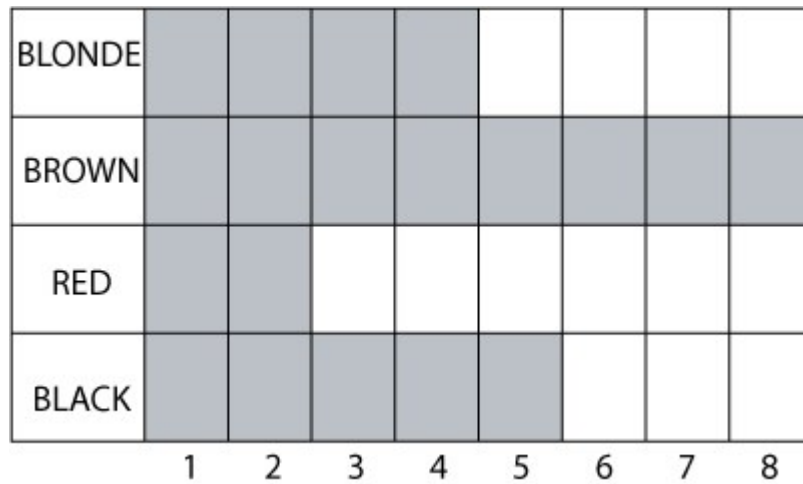
- 1 The Gonzales family wrapped gifts to send to their friends and family. This graph shows the number of gifts each family member wrapped. Look at the key.



How many presents did Maria and Laura wrap?





















- A** 9 presents
B 12 presents
C 13 presents


- 2 Mr. Moore's class made a graph about the different hair colors in his class.



How many more people have brown hair than black hair?

- A** 2 people
B 3 people
C 4 people

			
			
			
			
			
			
COMETS	WILDCATS	HAWKS	MUSTANGS

 = 1 goal

The soccer fields were full of eager teams this weekend.
How many goals did each team score?

- A** The Comets scored 5 goals.
The Wildcats scored 6 goals.
The Hawks scored 3 goals.
The Mustangs scored 6 goals.
- B** The Comets scored 6 goals.
The Wildcats scored 5 goals.
The Hawks scored 3 goals.
The Mustangs scored 6 goals.
- C** The Comets scored 3 goals.
The Wildcats scored 5 goals.
The Hawks scored 6 goals.
The Mustangs scored 6 goals.

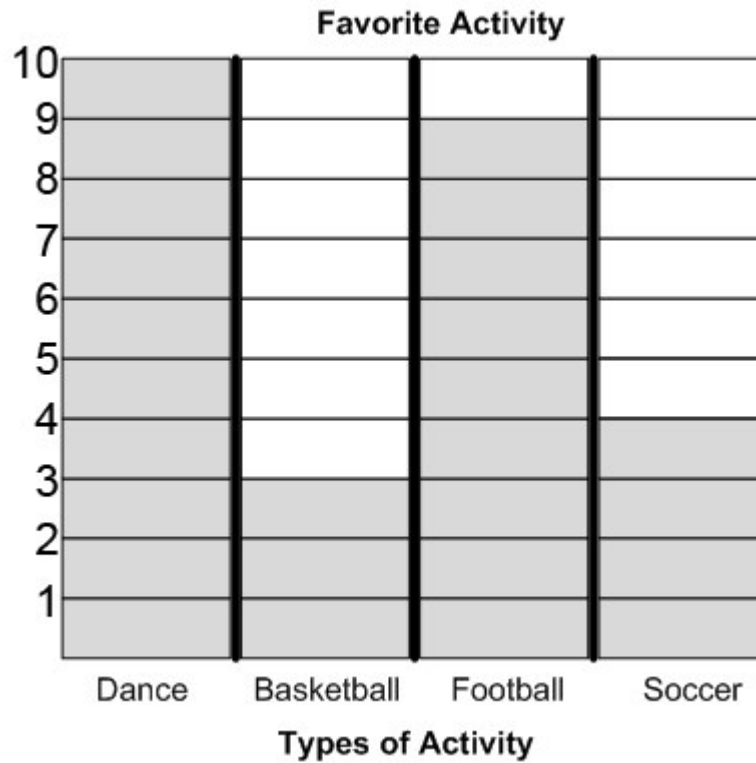
- 4 Ms. Baldwin's class made a chart of the weather for the past several days.

Type of Weather	Number of Days
SUNNY	II
RAINY	III
CLOUDY	IIII

Use the information from the chart to fill in the bar type graph below.

SUNNY							
RAINY							
CLOUDY							
	1	2	3	4	5	6	7

- 5 Mrs. Alvarez gave her students a survey asking them to choose their favorite activity. Use the information from the bar graph below to answer the following questions:



A. How many more students voted for dance than basketball?

B. How many total students voted in the activity survey?

6 Mr. Wilson conducted a survey to decide on a classroom pet.

Seven students voted for a fish.

Six students voted for a bird.

Four students voted for a hamster.

Three students voted for a rabbit.

Shade the graph below to show the number of votes for each pet from the survey.

